



WEB TRIMMING NOZZLES

TABLE OF CONTENTS

	PAGE
UltraStream® Nozzles	D2
UltraStream Nozzle Accessories	D3
UltraStream Alignment Devices	D4









OVERVIEW: ULTRASTREAM NOZZLES

Ideal for: edge trimming, cutting and slitting

- Single orifice version suitable with most paper grades
- Dual orifice versions:
 - Provide twin parallel solid stream sprays for precise edge trimming on fine and specialty papers
 - Eliminate the need for two nozzles used in tandem, reduce backsplash and simplify spray alignment
 - Feature ruby orifices for long-lasting durability
- 38170 single orifice nozzle with strainer helps minimize clogging which is especially helpful when using recirculated water
- Powerful, needle-like solid stream spray
- Nozzles can be placed further away from target to reduce buildup
- Swivel nozzle 39610 or swivel adapter 39290 can be used to align dual orifice nozzles and correctly move a drip shield to the outside of the paper web
- Nozzles 39610, 72242, 58035-2 and 56795-2 feature a shrouded orifice for protection, ease of alignment and help in guiding buildup away from the moving web
- Powerful solid stream spray from .02 to 2.3 gpm (.08 to 8.7 lpm)
- Operating pressures up to 1000 psi (70 bar)

ULTRASTREAM NOZZLE OPTIONS

 <p>38170 Single Orifice with Strainer 3/8" male connection Ceramic or 316 stainless steel orifice Brass body and brass strainer body with 304 stainless steel screen</p>	 <p>38171 Single Orifice 1/8" male connection Ceramic or 316 stainless steel orifice Brass body</p>	 <p>48461 Single Ruby Orifice 1/8" male connection Synthetic ruby orifice and 303 stainless steel body</p>
 <p>39610 Single Ruby Orifice Swivel M10 x 0.75 male connection Synthetic ruby orifice and 303 stainless steel body Shrouded orifice with 360° swivel action</p>	 <p>72242 Single Ruby Orifice 1/8" male thread connection Synthetic ruby orifice and 303 stainless steel body Shrouded orifice</p>	 <p>58035-2 and 56795-2 Dual Ruby Orifice 1/8" male or female connection Synthetic ruby orifice and 303 stainless steel body Shrouded orifice</p>

QUICK REFERENCE GUIDE

Model	Orifice	Connection/Type	Connection Size	Flow Rate Range gpm (lpm)	Max. Operating Pressure psi (bar)	Spray Angle	Materials
38170	Single	M	3/8"	.02 to 2.3 gpm (.08 to 8.7 lpm)	1000 psi (70 bar)	0° at 100 psi (4 bar)	Brass body with ceramic or 316 stainless steel orifice, 304 stainless steel screen
38171	Single	M	1/8"				Brass body with ceramic or 316 stainless steel orifice
48461	Single	M	1/8"				303 stainless steel body with synthetic ruby orifice
39610 Swivel	Single	M	M10 x 0.75				
72242	Single	M	1/8"				
58035-2, 56795-2	Dual	M/F	1/8"	.04 to 1.52 gpm (.15 to 5.75 lpm)			

OVERVIEW: ULTRASTREAM NOZZLE ACCESSORIES

- Simplify installation and speed set-up by purchasing accessories and nozzles together
- Improve precision, optimize system performance and minimize paper breaks

ULTRASTREAM NOZZLE ACCESSORY OPTIONS

115425 and 115427 Trimming Feed Converter

- Convert trimming feeds back and forth between 1/8" to M10 x 0.75 threads
- Retrofit existing installed M10 thread bases
- 115425 - Convert M10 base for 1/8" nozzle
- 115427 - Convert 1/8" base for M10 nozzle
- 303 stainless steel body



39290 Swivel Adapter

- Add swivel functionality to any 1/8" UltraStream nozzle
- 303 stainless steel body
- Suitable for use with single orifice ruby nozzle 72242 or dual orifice ruby nozzle 56795-2



**87529 Air Barrier Adapter
Shown with 48461 UltraStream**

- Prevents buildup on trim nozzles with a shroud of compressed air
- 1/8" compressed air connection
- 2 to 7 psi (0.14 to 0.48 bar) required for operation
- Can be use with any single or dual orifice UltraStream nozzle
- 303 or 316 stainless steel body



QUICK REFERENCE GUIDE

Model	Connection/Type	Inlet Connection Size/Type	Outlet Connection Thread Size/Type	Materials
115425	Inlet M Outlet F	M10 x 0.75	1/8"	303 stainless steel
115427	Inlet M Outlet F	1/8"	M10 x 0.75	303 stainless steel
39290	Inlet M Outlet F	M10 x 0.75	1/8"	303 stainless steel
87529	Inlet M Outlet F	1/8", 1/4", M10 x 0.75	1/8", M10 x 0.75	303 or 316 stainless steel

FOR DETAILED NOZZLE PERFORMANCE DATA, SEE spray.com/papercatalog/performance



OVERVIEW: ALIGNMENT DEVICES FOR ULTRASTREAM NOZZLES**Ideal for: edge trimming**

- Quick and easy adjustment of UltraStream® nozzles to the exact trim position reduces downtime for nozzle alignment up to 70%
- Use with different paper widths and grades; horizontal and rotational adjustments can be made quickly and accurately in 10 mm increments to ensure precise control of nozzle location – no tools required
- Record final positions to ensure repeatable performance using calibration devices
- Improve operator safety – handles and scales are located away from the nozzles
- Multi-pipe alignment device provides a redundant stream to prevent sheet breaks due to spitting or broken streams
- Goose-necked pipe design prevents turbulence in pipe before nozzle
- Set-up is simple – UltraStream nozzles attach easily to arms; alignment arms can be removed without disrupting remaining arms and nozzle locations
- For use with single or dual UltraStream nozzles with or without 38170 strainers
- Stainless steel construction

ALIGNMENT DEVICE OPTIONS**Multi-pipe Alignment Device 115450**

3/8" outlet; 1/4" inlet

Individual pipe horizontal adjustment range: 7.9" (200 mm)

Multi-pipe slider horizontal adjustment range: 7.9" (200 mm)

Individual pipe rotational adjustment range: $\pm 40^\circ$

Two pipe units available upon request



Precise control of nozzle location is easily accomplished using the rotational and horizontal scales

**PLACING YOUR ORDER**

Call your local spray expert for application assistance or to place an order.

Single-pipe Alignment Device Y72020

3/8" outlet; 1/4" inlet

Horizontal pipe adjustment range: 7.9" (200 mm)

Pipe rotational adjustment range: $\pm 40^\circ$