



## MEDIUM PRESSURE GUNJET® SPRAY GUNS

ADHESIVE SPRAY · PARTS WASHING  
AIR BLOW-OFF · FILTER CLEANING  
PRODUCT COATING · CAR WASHING  
PAINTING · CHEMICAL COATING  
PEST CONTROL · SANITATION



# MEDIUM PRESSURE SPRAY GUNS INTRODUCTION



## MEDIUM PRESSURE SPRAY GUNS

- Ergonomic designs assure positive control and operator comfort even at maximum flow and pressure conditions
- Sturdy design and materials mean long, productive equipment life
- Designed for use with UniJet® spray tips to meet a wide variety of pattern and flow specifications
- Standard one-piece nozzles, such as VeeJet® flat spray nozzles, can be used when mated with proper adapters
- Handles remain comfortable even during hot spraying operations
- Adapters convert thread sizes, allowing the attachment of optional accessories
- Extensions available for many models to improve spray gun stability
- For safety, trigger guards are designed to prevent accidental discharge
- In-line swivels provide smooth 360° operation, eliminating hose kinking and reducing operator fatigue
- In-line strainers available to prevent clogging and improve purity of sprayed liquid
- Spare parts kits available for easy maintenance

# MEDIUM PRESSURE SPRAY GUNS TABLE OF CONTENTS

## MEDIUM PRESSURE GUNJET® SPRAY GUNS

	PAGE
AA2-Foam	C4
AA23-45885-PP	C4
AA23L	C4
36533-60	C4
AA23L-45885	C5
AA23H	C5
AA43HC	C5
D41663-23L-QJ-PA/SS	C5
AA31	C5
AA31-63830BR	C5
<b>Specifications</b>	<b>C6</b>

## SPRAY GUN EXTENSIONS

PAGE  
C7

## SPRAY GUN INLET AND OUTLET ADAPTERS

PAGE  
C9

## SPARE PARTS KITS

PAGE  
C10



## MEDIUM PRESSURE GUNJET® SPRAY GUNS



### OVERVIEW:

#### MEDIUM PRESSURE GUNJET SPRAY GUNS

- Capacity ranging from 5 gpm (19 lpm) to 15 gpm (57 lpm)
- Maximum pressure ranging from 250 psi (17 bar) to 1000 psi (69 bar)
- Available outlet adapters convert any standard thread allowing the attachment of many optional accessories
- Designed for use with UniJet spray tips to meet a wide variety of pattern and flow specifications

See page C6 for gun and tip compatibility table and pages E10-E11 for specific tip information.



## MEDIUM PRESSURE GUNJET DISPOSABLE SPRAY GUN OPTIONS

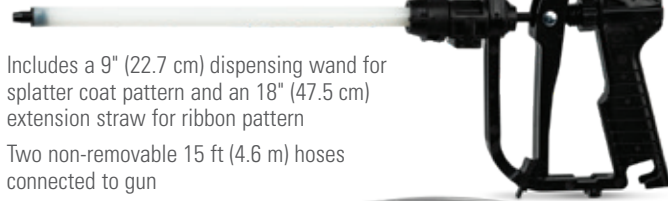
### AA2-Foam

Max. operating pressure: 300 psi (21 bar)

Max. temperature: 50°F (66°C)

Material: Polypropylene

Two-fluid spray gun for foam adhesives



Includes a 9" (22.7 cm) dispensing wand for splatter coat pattern and an 18" (47.5 cm) extension straw for ribbon pattern

Two non-removable 15 ft (4.6 m) hoses connected to gun

For use with adhesives

Extension Straw

### AA23L-45885-PP

Max. pressure: 250 psi (17 bar)

Max. temperature: 200°F (93°C)

Material: Polypropylene

Trigger guard

Stop adjusting nut provides metered flow capabilities

Includes one non-removable 15 ft. (4.6 m) hose connected to gun

For use with adhesives



## MEDIUM PRESSURE GUNJET SPRAY GUN OPTIONS

### AA23L

Max. operating pressure: 250 psi (17 bar)

Max. temperature: 200°F (93°C)

Capacity: 5 gpm (19 lpm)

Material: Nickel-plated steel valve body with aluminum handle (23L-SS features stainless steel inlet body and tip retainer)

Trigger guard

Four finger trigger for ease of operation



### 36533-60

Max. operating pressure: 600 psi (41 bar)

Max. temperature: 200°F (93°C)

Capacity: 12 gpm (45 lpm)

Material: Brass valve body with nylon handle

Trigger lock and guard

Smooth and easy to operate


Designed to withstand high impact



MEDIUM PRESSURE GUNJET SPRAY GUN OPTIONS

**AA23L-45885**

Max. operating pressure: 250 psi (17 bar)  
 Max. temperature: 200°F (93°C)  
 Capacity: 0.7 gpm (2.7 lpm)  
 Material: Nickel-plated steel valve body with aluminum handle  
 Trigger guard  
 Stop adjusting nut provides metered flow capabilities  
 Tapered needle  
 Threaded valve seat



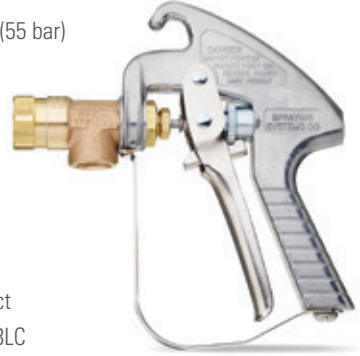
**AA23H**

Max. operating pressure: 1000 psi (69 bar)  
 Max. temperature: 200°F (93°C)  
 Capacity: 5 gpm (19 lpm)  
 Material: Nickel-plated steel valve body with aluminum handle (23H-SS features stainless steel inlet body and tip retainer)  
 Trigger guard  
 Four finger trigger for ease of operation



**AA43HC**

Max. operating pressure: 800 psi (55 bar)  
 Max. temperature: 200°F (93°C)  
 Capacity: 15 gpm (57 lpm)  
 Material: Brass, aluminum or stainless steel valve body with aluminum handle  
 Trigger lock and guard  
 Front inlet  
 Designed to withstand high impact  
 Higher operating pressure than 43LC




**D41663-23L-QJ-PA/SS**

Max. operating pressure: 300 psi (20 bar)  
 Max. temperature: 158°F (70°C)  
 Capacity: 11 gpm (40 lpm)  
 Material: Stainless steel valve body with nylon handle  
 Quick change of sealing unit  
 Specially designed softgrip improves control  
 Grip remains cool during hot spraying operations  
 Wetted parts are made of FDA compliant materials




**AA31**

Max. operating pressure: 500 psi (35 bar)  
 Max. temperature: 200°F (93°C)  
 Capacity: 5 gpm (19 lpm)  
 Material: Brass valve body  
 Optional trigger lock  
 Can be used with air  
 Positive trigger action for drip-free shut off



**AA31-63830BR**

Max. operating pressure: 500 psi (35 bar)  
 Max. temperature: 200°F (93°C)  
 Capacity: 5 gpm (19 lpm)  
 Material: Brass valve body and extension  
 Extension length options: 8" (203 mm), 18" (457 mm), 24" (610 mm), or 36" (914 mm)  
 Internal shut-off cable provides shut-off at the spray tip  
 Easy nozzle changeout – nozzle seat screws into the end of the extension



ORDERING INFORMATION

COMPLETE SPRAY GUN ASSEMBLY

GunJet Model	—	Inlet Material Code	Example	AA23L	—	SS
--------------	---	---------------------	---------	-------	---	----

MATERIAL	CODE
Brass	No code
Stainless steel	SS

COMPLETE AA31-63830BR SPRAY GUN ASSEMBLY

GunJet Model	—	Extension Length	Example	AA31-63830BR	—	8
--------------	---	------------------	---------	--------------	---	---

BSPT connections require the addition of a "B" in the prefix of the part number. Example: AAB43HC.

# MEDIUM PRESSURE GUNJET® SPRAY GUNS

## SPECIFICATIONS

Model	Max. Operating Pressure psi (bar)	Capacity gpm (lpm)	Max. Temperature °F (°C)	Inlet Conn. in.	Outlet Conn. in.	Weight oz. (kg)	Spray Tips	Extensions	Adapters/ Swivel Connectors	Spare Parts Kits
<b>AA2-Foam-15</b>	300 (21)	2.3 (8.7)	50 (66)	1/4JIC (F) on hose	1/4 Turn Quick UniJet	10 (.28)	TPU UniJet	117185-10-NY Static Mixer Ext Asby/Kit	–	–
<b>AA23L-45885-PP</b>	250 (17)	0.7 (2.7)	200 (93)	1/4JIC (F) on hose	1/4 Turn Quick UniJet	6 (.17)	TPU UniJet	–	–	–
<b>AA23L</b>	250 (17)	5 (19)	200 (93)	1/4 NPS (M)	11/16–16 UniJet THD	15 (.43)	TB, TG, TK, TN, TPU, TX UniJet	6671, 7715, 9004-SS, 9527, 12086, 14975, 15699	4676, 7599, 8603, 8604, 11990, 14269, 14643	AB23L-KIT, AB23L-SS-KIT, AB23L-7676-KIT, AB23L-7676-SS-KIT
<b>36533-60</b>	600 (41)	12 (45)	200 (93)	3/8 NPT or BSPT (F)	11/16–16 UniJet® THD	16 (.45)	EG, TG, TK, TN, TPU UniJet	9004-SS, 20400-1/4M*, 20400-1/8F*	4676, 11990, 13212, 14643	AB36533-60-KIT
<b>AA23L-45885</b>	250 (17)	0.7 (2.7)	200 (93)	1/4 NPS (M)	11/16–16 UniJet THD	16 (.45)	TPU UniJet	6671, 7715, 9004-SS, 9527, 12086, 14975, 15699	4676, 7599, 8603, 8604, 11990, 14269, 14643	AB23L-45885-KIT, AB23L-45885-SS-KIT
<b>AA23H</b>	1000 (69)	5 (19)	200 (93)	1/4 NPS (M)	11/16–16 UniJet THD	16 (.45)	EG, TC, TG, TK, TN, TN-SSTC, TP, TP-TC, TPU UniJet	9004-SS, 9527, 9702A, 9702C, 9702S, 12086, 13781S, 15699	4676, 7599, 8603, 8604, 11990, 14269, 14643	AB23H-KIT AB23H-SS-KIT
<b>AA43HC</b>	800 (55)	15 (57)	200 (93)	1/2, 3/4 NPT or BSPT (F)	1/2, 3/4 NPT or BSPT (F)	35.25 (1)	FloodJet®, FullJet®, VeeJet®	–	7029, 11990	AB43-KIT, AB43-AL-KIT, AB43B-KIT, AB43C-KIT, AB43D-KIT, AB43-11767-KIT, AB43-12605-KIT, AB43-20962-KIT
<b>D41663-23L-QJ-PA/SS</b>	300 (20)	10.5 (40)	158 (70)	1/4 BSPP (M)	–	13 (.36)	UniJet	–	–	–
<b>AA31</b>	500 (35)	5 (19)	200 (93)	1/4 NPS (M) or NPT or BSPT (F)	11/16–16 UniJet THD	12.5 (.35)	EG, TB, TG, TK, TN, TP, TPU UniJet	6671-SS, 7715-SS, 9004-SS, 9527, 12086, 15699	4676, 7599, 8603, 8604, 11990, 14269, 14643	AB31-KIT, AB31-39430-KIT, AB31-9525-KIT, AB31-PGA-KIT
<b>AA31-63830BR</b>	500 (35)	5 (19)	200 (93)	1/4 NPT or BSPT (F)	11/16-16 UniJet THD	Varies based on extension length	EG, TB, TG, TK, TN, TP, TPU UniJet	Extension included	–	AB31-KIT







\* Use with adapter 4676.

Do not exceed the maximum operating pressure of the lowest rated accessory item within the spray system. Contact your sales engineer for additional configuration options.

See Spraying Systems Co. Hydraulic Spray Products Catalog 75 for spray tip performance data.










EXTENSIONS FOR MEDIUM PRESSURE GUNJET SPRAY GUNS

Extension	Extension Type	Max. Pressure psi (bar)	Inlet Conn. in.	Outlet Conn. in.	Material	Lengths in. (mm)	Special Features
	14975	250 (17)	11/16-16 UniJet THD	1/8 NPT or BSPT (M)	Brass	10 (254)	
						18 (457)	
	6671	250 (17)	11/16-16 UniJet THD	11/16-16 UniJet THD	Brass	8 (203)	Curved body
						18 (457)	
						24 (609)	
						30 (762)	
						36 (914)	
	500 (35)	11/16-16 UniJet THD	11/16-16 UniJet THD	Stainless steel	48 (1219)		
					8 (203)		
					18 (457)		
					24 (609)		
					30 (762)		
	7715	250 (17)	11/16-16 UniJet THD	11/16-16 UniJet THD	Brass	8 (203)	
						12 (305)	
						18 (457)	
						24 (610)	
						30 (762)	
	500 (35)	11/16-16 UniJet THD	11/16-16 UniJet THD	Stainless steel	36 (914)		
					48 (1219)		
					8 (203)		
					12 (305)		
					18 (457)		
	9527	1000 (69)	11/16-16 UniJet THD	11/16-16 UniJet THD	Brass	8 (203)	Curved, rubber insulated
						18 (457)	
						24 (610)	
						36 (914)	
						48 (1219)	
	15699	1000 (69)	11/16-16 UniJet THD	11/16-16 UniJet THD	Brass	8 (203)	Rubber insulated. (8"/203 mm length not rubber insulated)
						18 (457)	
						24 (610)	
						36 (914)	
						48 (1219)	
	12086	1000 (69)	11/16-16 UniJet THD	11/16-16 UniJet THD	Aluminum with brass ferrules	8 (203)	
						18 (457)	
						24 (610)	
						36 (914)	
						48 (1219)	

Do not exceed the maximum operating pressure of the lowest rated accessory item within the spray system. Contact your sales engineer for additional material or size options.

## EXTENSIONS FOR MEDIUM PRESSURE GUNJET SPRAY GUNS

Extension	Extension Type	Max. Pressure psi (bar)	Inlet Conn. in.	Outlet Conn. in.	Material	Lengths in. (mm)	Special Features
	<b>9702A</b>	2000 (138)	11/16–16 UniJet THD	–	Mild steel	8 (203)	Projects spray at 90° angle to inlet. Usually supplied with 7890 inlet cap and a tungsten carbide spray tip (order cap and tip separately) Refer to Data Sheet 9702-1
						10 (254)	
						18 (457)	
						24 (610)	
						30 (762)	
						36 (914)	
						48 (1219)	
60 (1524)							
	<b>9702C</b>	2000 (138)	11/16–16 UniJet THD	–	Mild steel	8 (203)	Curved body. Usually supplied with 7890 inlet cap and a tungsten carbide spray tip (order cap and tip separately) Refer to Data Sheet 9702-1
						10 (254)	
						18 (457)	
						24 (610)	
						30 (762)	
						36 (914)	
						48 (1219)	
60 (1524)							
	<b>9702S</b>	2000 (138)	11/16–16 UniJet THD	–	Mild steel	8 (203)	Usually supplied with 7890 inlet cap and a tungsten carbide spray tip (order cap and tip separately) Refer to Data Sheet 9702-1
						10 (254)	
						18 (457)	
						24 (610)	
						30 (762)	
						36 (914)	
						48 (1219)	
60 (1524)							
	<b>13781S</b>	2000 (138)	11/16–16 UniJet THD	1/4–28	Mild steel	10 (254)	Usually supplied with 7890 inlet cap and 13783 hollow cone spray tip (order cap and tip separately) Refer to Data Sheet 13775
						16 (406)	
						48 (1219)	
	<b>20400-1/4M</b>	3000 (207)	1/4 NPT or BSPT (M)	1/4 NPT or BSPT (M)	Stainless steel or nickel-plated steel	18 (457)	Neoprene insulated cover
						36 (914)	
	<b>20400-1/8F</b>	3000 (207)	1/4 NPT or BSPT (M)	1/8 NPT or BSPT (F)	Stainless steel or nickel-plated steel	18 (457)	Neoprene insulated cover
						36 (914)	
	<b>9004-SS</b>	4000 (275)	11/16–16 UniJet THD	11/16–16 UniJet THD	Stainless steel	4 (101.6)	
						8 (203)	
						12 (305)	
						18 (457)	
						24 (610)	
						36 (914)	
						40 (1016)	
						60 (1524)	
						72 (1829)	
						84 (2133)	
96 (2438)							


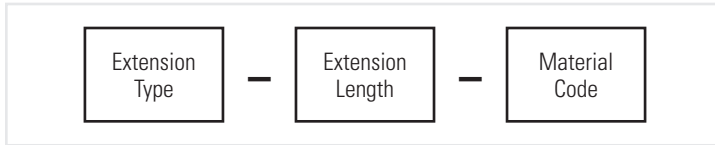
Do not exceed the maximum operating pressure of the lowest rated accessory item within the spray system. Contact your sales engineer for additional material or size options.





**ORDERING INFORMATION**

**COMPLETE EXTENSION ASSEMBLY**



BSPT connections require the addition of a "B" in the prefix of the part number. Example: B20400.

**MATERIAL**

**CODE**

Brass	No code
Mild steel	I
Stainless steel	SS
Zinc-plated steel	IZP

**ADAPTERS FOR MEDIUM PRESSURE GUNJET SPRAY GUNS**


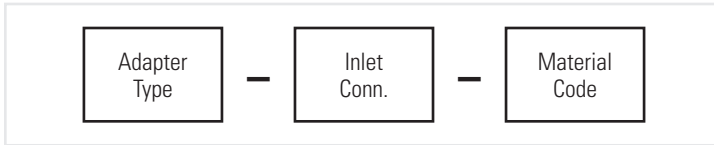
Adapter	Adapter Type	Max. Pressure psi (bar)	Inlet Conn. in.	Outlet Conn. in.	Material
	<b>4676</b>	1000 (69)	11/16–16 UniJet THD	1/8, 1/4, 3/8, 1/2, 3/4 NPT or BSPT (F)	Brass
	<b>7599</b>	1000 (69)	1/4, 3/8 NPT or BSPT (F)	1/4, 3/8 NPS	Nickel-plated brass
	<b>4676-__-SS</b>	2000 (138)	11/16–16 UniJet THD	1/8, 1/4, 3/8, 1/2, 3/4 NPT or BSPT (F)	Stainless steel
	<b>7599-__-SS</b>	2000 (138)	1/4, 3/8 NPT or BSPT (F)	1/4, 3/8 NPS	Stainless steel
	<b>14643</b>	4000 (275)	11/16–16 UniJet® THD	1/8, 1/4 NPT or BSPT (F)	Nickel-plated steel, Stainless steel

Do not exceed the maximum operating pressure of the lowest rated accessory item within the spray system. Contact your sales engineer for additional options.



## ORDERING INFORMATION

### COMPLETE ADAPTER ASSEMBLY



BSPT connections require the addition of a "B" in the prefix of the part number. Example: B4676.

### MATERIAL

### CODE

Brass	No code
Nickel-plated brass	NP
Nickel-plated steel	INP
Stainless steel	SS

## SPARE PARTS KITS FOR MEDIUM PRESSURE GUNJET SPRAY GUNS

Spare Parts Kit	Kit includes:
<b>AB23H-KIT</b>	Valve seat, main stem assembly, cup packing, main spring
<b>AB23H-SS-KIT</b>	
<b>AB23L-KIT</b>	Valve seat, main stem assembly, cup packing, main spring
<b>AB23L-SS-KIT</b>	
<b>AB23L-7676-KIT</b>	Main spring, cup packing, stem end, valve seat
<b>AB23L-7676-SS-KIT</b>	
<b>AB23L-45885-KIT</b>	Valve seat retainer sub-assembly, packings, main spring, spring
<b>AB23L-45885-SS-KIT</b>	
<b>AB31-KIT</b>	Seat, stem & guide sub-assembly, spring, packings
<b>AB31-9525-KIT</b>	Seat, stem & guide sub-assembly, spring, packings
<b>AB31-39430-KIT</b>	Valve seat ring & tip sub-assembly, stem sub-assembly, spring, packings

Spare Parts Kit	Kit includes:
<b>AB31-PGA-KIT</b>	Tip gasket, gaskets, seat plug gasket, packings
<b>AB43-KIT</b>	Gasket, seat plug, seat plate, washer & core sub-assembly, packing washer, packings
<b>AB43-AL-KIT</b>	
<b>AB43B-KIT</b>	Seat plate, packings
<b>AB43C-KIT</b>	
<b>AB43D-KIT</b>	
<b>AB43-11767-KIT</b>	Seat plate, retaining ring, gasket, packings
<b>AB43-12605-KIT</b>	Seat plate, retaining ring, gasket, packings
<b>AB43-20962-KIT</b>	Seat plate, packings
<b>AB36533-60-KIT</b>	Screw, seat, main stem & seat holder sub-assembly, spring, cup packing, back-up ring, seat plug gasket

