



**Spraying Systems Co.**  
Experts in Spray Technology



LIGHTNING LOCK FITTING

# LIGHTNING LOCK™ MANIFOLDS




## LIGHTNING LOCK MANIFOLDS

New Lightning Lock manifolds have newly designed fittings for seamless accessibility. These manifolds allow for easy access to hard-to-reach areas. These spaces accumulate bacteria and debris on nozzles, particularly in heavy-volume environments. The quick-release mechanism offers effortless removal of the entire manifold for thorough cleaning, inspection, and nozzle replacement - ensuring optimal hygiene. With a unique locking feature, the manifolds and nozzles maintain a consistent spray angle, simplifying the cleaning process and facilitating swift reassembly. The Lightning Lock manifold is where innovation meets the demands of the modern food production landscape.

## BENEFITS:


- Save water by regular inspections to see when nozzles require cleaning or replacement
- Reduce maintenance time – manifold can be removed easily to replace nozzles so production time is uninterrupted
- Lock in hub maintains the nozzles position for a consistent spray angle every time
- Compatible with Lightning Lock nozzles for easy nozzle installation and replacement

## OPTIONS

Model	Mounting	Inlet Conn.	Nozzle Compatibility
 <b>Lightning Lock Pro Sanitary Manifold</b>	Lightning Lock	Sanitary tri-clover	Lightning Lock nozzles
 <b>Lightning Lock Pro Manifold</b>	Lightning Lock	1" NPT threaded	Pre-installed Lightning Lock nozzles
 <b>Lightning Lock Manifold</b>	Lightning Lock	1" NPT threaded	Lightning Lock nozzles or 1/4 in. VeeJet® nozzles

## IDEAL FOR

- General manifold operations
- Coating
- Cleaning
- Lubrication



## SPECIFICATIONS

LIGHTNING LOCK PRO SANITARY MANIFOLD
Standard length: 36" and 48", custom sizes available
Flow rate: 19 gpm (72 lpm)
Liquid pressure maximum: 500 psi (34.5 bar), consult your spray professional for higher pressures.
Max. liquid temperature: 225° F (107° C)
Liquid connection: 1" Tri Clover
Material: Polished 316 stainless steel

LIGHTNING LOCK PRO MANIFOLD AND LIGHTNING LOCK MANIFOLD
Standard length: 36" and 48", custom sizes available
Flow Rate: 32 gpm (121 lpm)
Liquid pressure maximum: 2000 psi (138 bar)
Max. liquid temperature: 225° F (107° C)
Liquid connection: 1" NPT
Material: 316 stainless steel


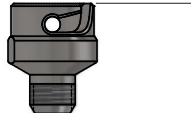
LIGHTNING LOCK SPRAY TIP AND BODY
Flow Rate: 0.2 to 2 gpm (0.75 to 7.5 lpm)
Liquid maximum pressure: 2500 psi (172 bar)
Maximum liquid temperature: 225°F (107°C)
Material: 316 stainless steel



## LIGHTNING LOCK NOZZLES FOR TROUBLE-FREE PERFORMANCE AND FAST MAINTENANCE

With a simple quarter turn, Lightning Lock nozzles can be installed and removed in seconds, without any tools. These nozzles are 316 stainless steel material and are ideal for washing, rinsing, cleaning and many other spray applications. The easy release convenience keeps production lines running by minimizing maintenance time and ensuring automatic spray pattern alignment.

## DIMENSIONS

Model	Conn. Size/Type (in.)	L in. (mm)	Weight oz (grams)
	—	0.81 (20.3)	1 (28.4)
	1/4 NPT	1.31 (33.3)	2 (56.7)



**Spraying Systems Co.®**  
Experts in Spray Technology

North Avenue and Schmale Road, P.O. Box 7900, Wheaton, IL 60187-7901 USA

Tel: 1.800.95.SPRAY    Intl. Tel: 1.630.665.5000  
Fax: 1.888.95.SPRAY    Intl. Fax: 1.630.260.0842

www.spray.com

